

1297 W 300 S
Farmington, UT 84025

Key insights for 84025

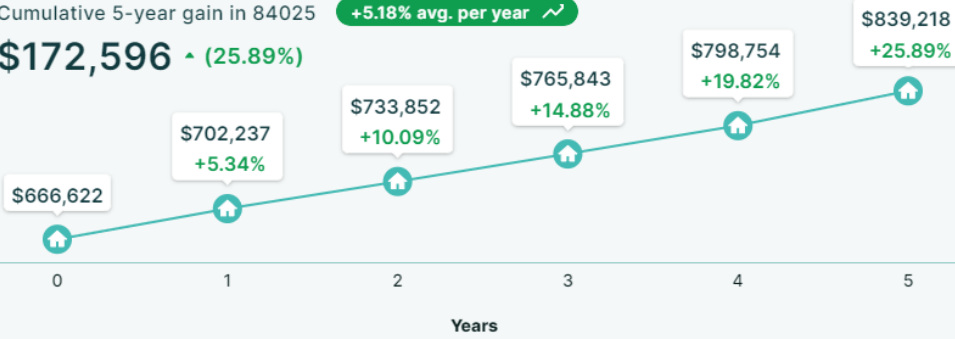
- Median Price: \$666,622
- Avg. Days on Market: 64 (-2 M/M 🔥)

Forecasted Appreciation

Cumulative 5-year gain in 84025

+5.18% avg. per year ↗

\$172,596 ▲ (25.89%)



Historical Appreciation

Avg. per year in 84025

5 yr **8.41%**

10 yr **6.31%**

63 yr **4.22%**

Supply & Demographics

Homes Being Built in 84025

1,257/yr

New Listings

Area	November	Current Month
ZIP: 84025	12 -25% M/M 50% Y/Y	6
County: Davis	211 -14% M/M 1% Y/Y	152

Affordability in Davis

Median Household Income

\$98,836

National average: \$74,580



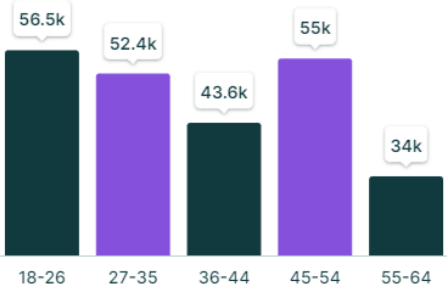
Affordability Index

At 100, a household earning the median income can afford the median home price, with 20% down.

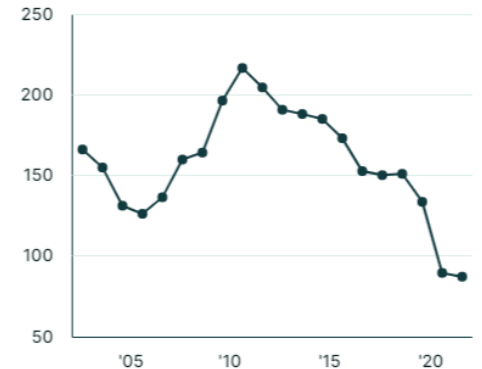
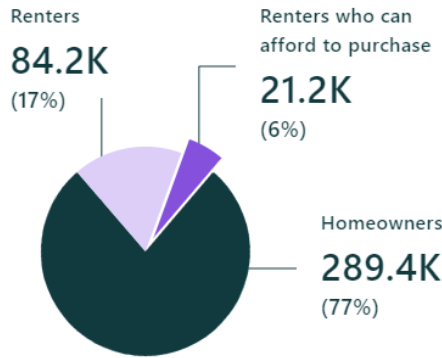
87

Demographics by Age

Based on total Population of 373.6k



Homeowners & Renters



Rick Linn

NMLS# 222334 • Canopy Mortgage

Cell: (801) 558-6439

rinn@canopymortgage.com

796 So. Burlrush Road, Farmington, UT 84025



Current as of 12/30/2023. Privacy: This e-mail may contain information that is privileged or confidential. If you are not the intended recipient, please delete the e-mail and any attachments and notify the sender immediately, and do not use, copy, or disclose to anyone any of the contents hereof. - NMLS #1359687 - State Licenses

This document should not be construed as investment or mortgage advice or a commitment to lend. Your results may vary. There are no guarantees, promises, representations and/or assurances concerning the level of accuracy you may experience. For actual and current terms and rate information, please contact your lender directly. Monthly expenses may or may not include condominium or HOA fees, if applicable; your payment may be greater. *Lender is not a tax consultation firm. Please seek advice from a tax professional. Sources: MBS Highway, FRED, US Census, BLS, JBR, NAR, MLS Data provided by Listing Booster.