



325 E 100 S
Kaysville, UT 84037

Key insights for 84037

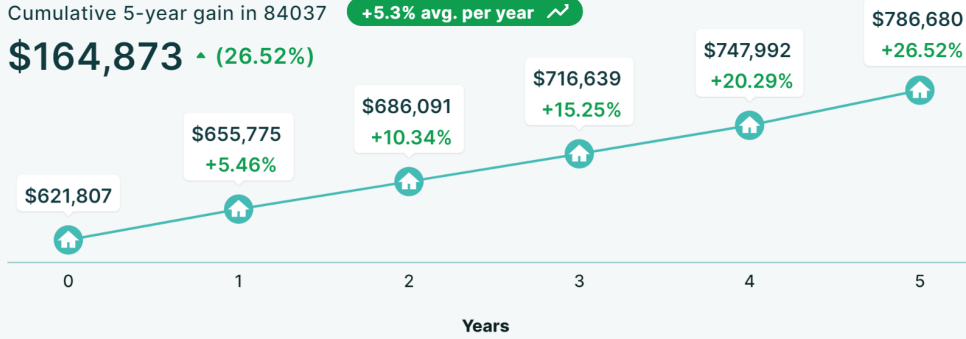
- Median Price: \$621,807
- Avg. Days on Market: 64 (-2 M/M 🔥)

Forecasted Appreciation

Cumulative 5-year gain in 84037

+5.3% avg. per year ↗

\$164,873 ▲ (26.52%)



Historical Appreciation

Avg. per year in 84037

5 yr **8.67%**

10 yr **6.29%**

63 yr **4.22%**

Supply & Demographics

Homes Being Built in 84037

1,257/yr

New Listings

Area	December	Current Month
ZIP: 84037	12 -54% M/M 50% Y/Y	19
County: Davis	175 -17% M/M 22% Y/Y	152

Affordability in Davis

Median Household Income

\$101,367

National average: \$74,580



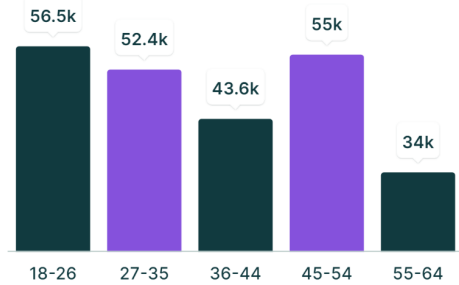
Affordability Index

At 100, a household earning the median income can afford the median home price, with 20% down.

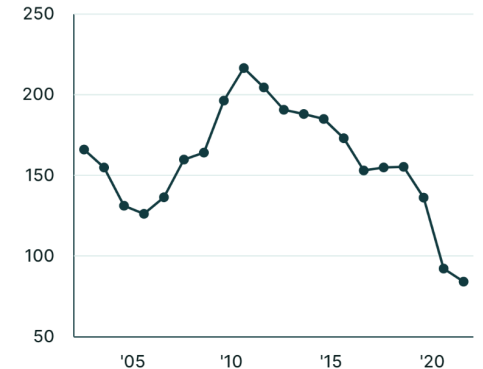
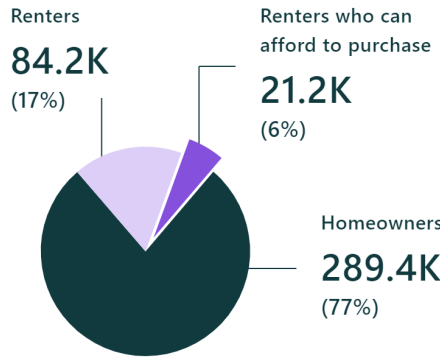
84

Demographics by Age

Based on total Population of 373.6k



Homeowners & Renters



Rick Linn

NMLS# 222334 • Canopy Mortgage

Cell: (801) 558-6439

rlinn@canopymortgage.com

796 So. Burlrush Road, Farmington, UT 84025



Privacy: This e-mail may contain information that is privileged or confidential. If you are not the intended recipient, please delete the e-mail and any attachments and notify the sender immediately, and do not use, copy, or disclose to anyone any of the contents hereof. - NMLS #1359687 - State Licenses
 This document should not be construed as investment or mortgage advice or a commitment to lend. Your results may vary. There are no guarantees, promises, representations and/or assurances concerning the level of accuracy you may experience. For actual and current terms and rate information, please contact your lender directly. Monthly expenses may or may not include condominium or HOA fees, if applicable; your payment may be greater. *Lender is not a tax consultation firm. Please seek advice from a tax professional. Sources: MBS Highway, FRED, US Census, BLS, JBRC, NAR. MLS Data provided by Listing Booster.