



Houston, TX 77084, USA

Key insights for 77084

- Median Price: \$281,064
- Avg. Days on Market: 32 (-13 M/M 🔥)

Forecasted Appreciation

Cumulative 5-year gain in 77084

+3.75% avg. per year ↗

\$52,640 ▲ (18.73%)



Historical Appreciation

Avg. per year in 77084

5 yr	6.75%
10 yr	5.32%
63 yr	3.19%

Supply & Demographics

Homes Being Built in 77084

31,549/yr

New Listings

Area	December	Current Month
ZIP: 77084	78 -25% M/M 28% Y/Y	49
County: Harris	3882 -22% M/M 16% Y/Y	2880

Affordability in Harris

Median Household Income

\$79,331

National average: \$74,580



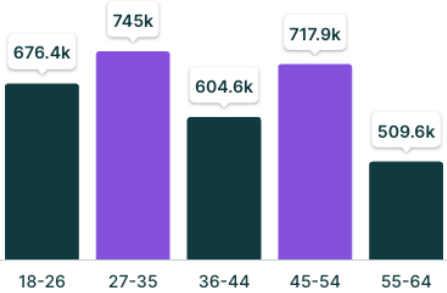
Affordability Index

At 100, a household earning the median income can afford the median home price, with 20% down.

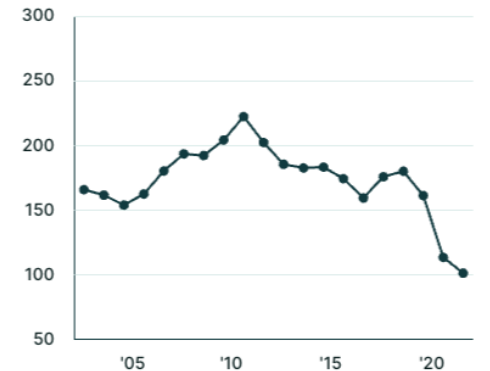
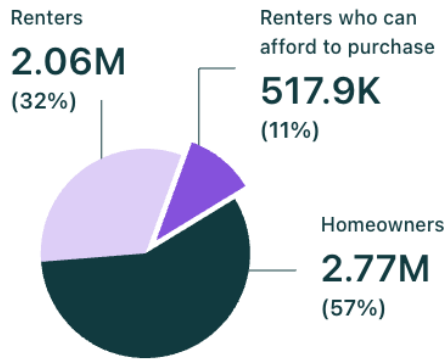
101

Demographics by Age

Based on total Population of 4.829m



Homeowners & Renters



Matt Robertshaw

NMLS# 925153 • The Mortgage Strategists empowered by NEXA

Cell: (281) 889-0403 • Office: (832) 219-7534

mrobertshaw@nexamortgage.com

www.mtgstrategists.com



MORTGAGE STRATEGISTS
"WHERE STRATEGY COUNTS!"
EMPOWERED BY NEXA



This document should not be construed as investment or mortgage advice or a commitment to lend. Your results may vary. There are no guarantees, promises, representations and/or assurances concerning the level of accuracy you may experience. For actual and current terms and rate information, please contact your lender directly. Monthly expenses may or may not include condominium or HOA fees, if applicable; your payment may be greater. *Lender is not a tax consultation firm. Please seek advice from a tax professional. Sources: MBS Highway, FRED, US Census, BLS, JBRG, NAR. MLS Data provided by Listing Booster.