



San Diego County, CA, USA

Key insights for San Diego

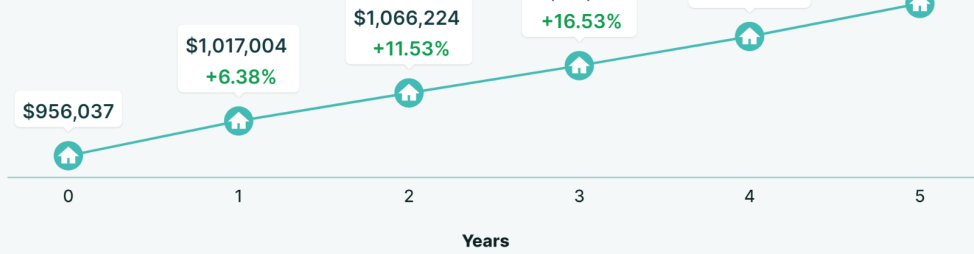
- Median Price: \$956,037
- Avg. Days on Market: 34 (-4 M/M)

Forecasted Appreciation

Cumulative 5-year gain in San Diego County, CA

+5.59% avg. per year

\$267,122 (27.94%)



Historical Appreciation

Avg. per year in San Diego

5 yr 8.17%

10 yr 6.98%

63 yr 5.25%

Supply & Demographics

Homes Being Built

San Diego

8,519/yr

New Listings

Area

January

Current Month

County: San Diego

2248

117% M/M  
42% Y/Y

1148

Affordability in San Diego

Median Household Income

\$107,214

National average: \$74,580



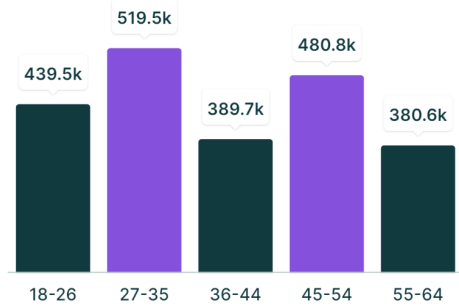
Affordability Index

At 100, a household earning the median income can afford the median home price, with 20% down.

46

Demographics by Age

Based on total Population of 3.309m



Homeowners & Renters

Renters

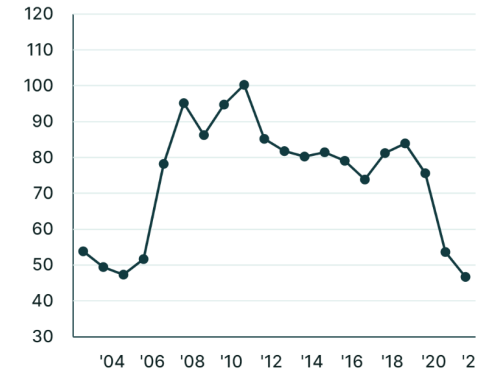
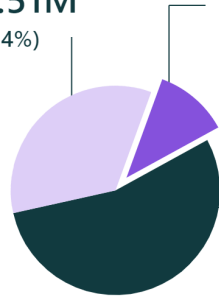
1.51M (34%)

Renters who can afford to purchase

379.4K (11%)

Homeowners

1.8M (54%)



Ken Watson

NMLS# 212785 • Neo Home Loans

Cell: (949) 293-3969, ext. 110 • Office: (877) 536-9287, ext. 110

Ken.Watson@neohomeloans.com

kenwatson.neohomeloans.com/

31601 S. Coast Highway, Laguna Beach, CA 92651



Copyright © 2023NEO Home Loans is a registered DBA of Luminate Home Loans, Inc. NMLS# 150953. Corporate Headquarters 2523 S. Wayzata Blvd, Suite 200, Minneapolis, MN 55405. This advertisement does not constitute a loan approval or loan commitment. Loan Approval and/or loan commitment is subject to final underwriting review and approval. For licensing information, go to: www.nmlsconsumeraccess.org (https://www.nmlsconsumeraccess.org) . Equal Housing Lender

This document should not be construed as investment or mortgage advice or a commitment to lend. Your results may vary. There are no guarantees, promises, representations and/or assurances concerning the level of accuracy you may experience. For actual and current terms and rate information, please contact your lender directly. Monthly expenses may or may not include condominium or HOA fees, if applicable; your payment may be greater. \*Lender is not a tax consultation firm. Please seek advice from a tax professional. Sources: MBS Highway, FRED, US Census, BLS, JBRC, NAR, MLS Data provided by Listing Booster.